



Gunnebo SpeedStile FP Glide

Automated processing of people with
high throughput maintaining high security
levels and ability to prevent fraud

SpeedStile FP Glide

SpeedStile FP Glide is a product in the Gunnebo Speed Gates offering. The speed gate has a sleek design with advanced features, including fast sliding doors and reliable mechanisms. Proven fraud detection algorithms ensure unwavering security with the ability to detect unauthorised users and endeavour to stop them. SpeedStile FP Glide features automated processing of people with high throughput maintaining high security levels and increased ability to prevent fraud.

The SpeedStile FP Glide has the ability to adjust its behaviour according to the gate's user type. This allows for streamlining the flow of people and enhancing the user experience, whilst upholding robust security measures.

The visually strong and resilient design of SpeedStile FP Glide acts as a deterrent against fraudulent attempts. With design intent in mind, SpeedStile FP Glide can be customised to its location. Wing glass can be chosen to match the planned visual appeal, as well as height for security requirements, seamlessly blending security and aesthetics. The SpeedStile FP Glide has a unique asymmetric design providing guidance to the user due to the shape, as well as giving visual guidance and cues through the integrated LED strips.

Technical specifications

Moving Barrier

The barrier is driven in a purely linear sliding motion by a brushless DC motor. Operation is quiet, fast and precise offering a high level of security together with a comfortable user experience.

A unique telescopic mechanism is used for wide lanes meaning that the same narrow cabinet can be used even with a wide lane reducing footprint, improving efficiency of use of space and ensuring a uniform appearance across all lanes.

Materials

Casework: Powder coated steel with anodised aluminium inlays

Wing glass: 10mm toughened safety glass

Standard customisation options

Black, Stainless steel

Customisation Options for finish

Powder coated RAL colours

Options available on request

Corian®, laminates, wood finishes

Fraud detection

Detection via multiple point to point sensors. Data from an array of waist and low height sensors is analysed to count the number of people passing through the lane and identify fraudulent attempts.

Anti-Climb Detection (Optional)

Detection of climb-on and climb-over frauds raises visual and audible alarms

Climb-on (attempted fraud)

Detection of an intruder climbing on to one end of the cabinet

Climb-over (successful fraud)

Detection of an intruder passing from one end of the cabinet to the other

User Interaction

With the user in mind, the shape of the casework is designed to intuitively guide the user to present their credential at authorisation area, shaped at the optimal angle for the user to interact with.

Lane availability lighting:

Vertical strip on the end of the lane to identify availability of the lane for use:

Green: Lane available

Red: Lane not available

Red flashing: Alarm state

Authorisation area light:

Pulsing white: Awaiting credential

Green: Credential authorised

Red: Credential rejected


Dynamic user interaction pack (optional):

Additional user guidance given by visual and audio cues using dynamic LED strip lighting and audio driver.

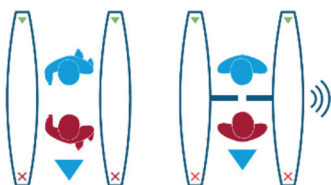
A dynamic light strip runs the entire length of the cabinet, vertically up the leg, around the authorisation area and along the length of the passage, to dynamically indicate to the user how to proceed.

The status of the lane for available of use, authorisation credential and passage status are all dynamically presented to the user.

Innovative sensing detects when a user has approached the lane and draws the users attention to the authorisation area to present their credential. After authorisation, tracing lights trace around the authorisation area and along the length of the passage to indicate to the user to pass.



Tailgating detection



Wrong way and intrusion detection

LED Lighting

Standard Pack



Standard Pack - Lane not available



Standard Pack - Lane available with white light pulses at the authorisation area



Standard Pack - Successful Authorisation

Optional User Interaction Pack



Optional User Interaction Pack – Lane Not Available



Optional User Interaction Pack – Lane Available



Optional User Interaction Pack – Approaching user detected, light traces to the authorisation area



Optional User Interaction Pack – White light pulses at the authorisation area



Optional User Interaction Pack – Upon successful authorisation light traces from the authorisation area through the length of the gate

Features and Benefits


The SpeedStile FP Glide is built with a highly reliable electro-mechanical mechanism that gives the benefit of a long service life, reduces the cost of ownership and has a minimal downtime. As well as this, the sensors with optimised placement identify the position of users and differentiates them against other objects, minimising the instances of false alarms, resulting in improved accuracy and reliability in detection.

Its sleek appearance is achieved through its versatile design, where fixings and locks are seamlessly concealed by a narrow plinth, minimising visual impact. The gate has a minimal footprint, maximising the space available for additional lanes. Also optimising space is a telescopic mechanism for wide lanes means the standard and wide cabinets are the same width, ensuring a uniform appearance across all lanes.


The SpeedStile FP Glide can be customised to the surrounding environment with many finishes, the option of different heights of glass including a low glass option (950mm) as well as the ability to provide increased security with high glass if required (1800mm). Its asymmetric shaped cabinet and integrated LED Strips create a path and a visual guide, resulting in effortless navigation and direction whilst being visually secure and robust, acting as a deterrent from fraudulent attempts.

The gate has a bi-directional passage meaning it can be used for entry and exit. The fast and smooth sliding doors of SpeedStile FP Glide allow for a seamless user experience and enhanced fraud prevention. Their fast motion allows quick response times, making them effective in preventing fraudsters. The efficient fraud detection algorithms alarm in the event of detected fraudulent activities and misuse.

The intuitive user experience optimises user throughput and the use of transit profiles allow adaptability and response to different user authorization input signals, optimising user experience. The use of transit profile also gives flexibility to change door opening and closing speeds depending on the authorised user and the detection algorithm can be tuned to user type. The SpeedStile FP Glide is suitable for a wide range of reader devices including card readers, QR code, barcode etc. (Subject to size).



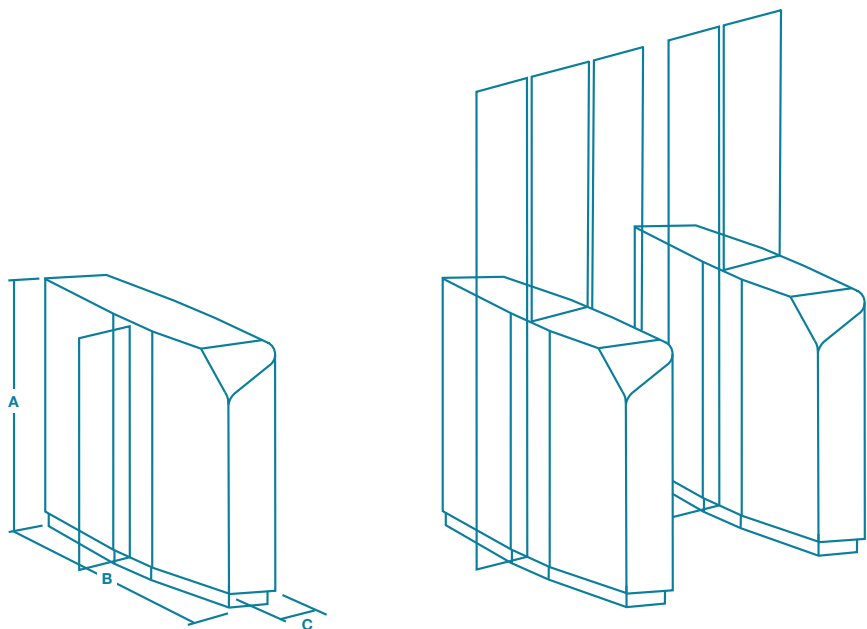
Sensors with optimised placement



Sensors are strategically placed inside the panels movement area

Site preparation

Product delivered fully assembled.
(For installation details, please refer to the proper installation layout drawings)



Dimensions & Weights

	Overall height	Passage width	A Passage height	B Cabinet length	C Cabinet width	Weight (kg) Side cabinet	Weight (kg) Centre cabinet
Standard short lane	900/1200/1800	550	1000	1495	320	120	150
Wide short lane	900/1200/1800	900	1000	1495	320	145	195

Dimensions in (mm). Weight net (kg). Might require lifting equipment. For details refer to installation detail drawings.

Installation & Maintenance

Product Delivery	Application	Site Preparation	Cabling & Conduits ²	Control board location	Systems integration ⁵	Systems integration ⁵	Maintenance Access	MTTR ³	MCBF ⁴
Fully assembled	Indoor	Flat & level finished floor +/- 5mm	Through the ground	In main SpeedStyle cabinet	Digital interface I/O RS232 RS485	Settings programmable via parameters	Through side panel	Less than 30 minutes	5 million cycles

¹ Bolting depth MIN 70mm, concrete MIN tokcube30N/mm² resistance. ²Running MIN 140mm below finished floor level, should rise MIN 50mm from foundation.

³ Mean time to repair. ⁴Mean cycle between failure. ⁵Potential free contact for card reader input.

Important: Any horizontal pipe or conduit running below the MTR must be at least 140 mm below FFL. Metal conduit for cables should be raised at least 50 mm from foundation. It is the customer's responsibility to ensure the structural integrity and strength of the installation location. The dimensions given in this Product Data Sheet are for information only. In order to prepare the installation site, please refer to your usual Gunnebo Customer Service contact.

Conditions of use: When using Gunnebo's security access control gates, for security and safety reasons, children must always be supervised by an adult.

Gunnebo SpeedStile FP Glide

Design and production: Gunnebo. Photos Credits: Gunnebo. The data given in this material may be subject to change without further notice. The Gunnebo logos and "Gunnebo – For a safer world" are registered trademarks of Gunnebo AB.



Take advantage of our knowledge:
www.gunneboentrancecontrol.com

GUNNEBO®
Entrance Control